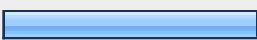

















# Academic Event Planners Salary Survey







1. What best describes your employer?			
		Response Percent	Response Count
Academic Department		38.9%	21
<b>President's Office</b>		<b>51.9%</b>	<b>28</b>
Medical Campus		7.4%	4
Private Company		1.9%	1
		Other (please specify)	44
		<b>answered question</b>	<b>54</b>
		<b>skipped question</b>	<b>41</b>



2. What is your primary job?			
		Response Percent	Response Count
<b>Supervise Event Department</b>		<b>35.6%</b>	<b>32</b>
Member of event planning team		27.8%	25
Individual event planner		26.7%	24
Administrative staff with some event planning roles		10.0%	9
Catering staff		0.0%	0
		Other (please specify)	9
		<b>answered question</b>	<b>90</b>
		<b>skipped question</b>	<b>5</b>





3. Do you have a special events department at your school?			
		Response Percent	Response Count
Yes		77.9%	74
No		22.1%	21
		<i>answered question</i>	95
		<i>skipped question</i>	0






4. Do you have a special events council or formal group meeting of planners on your campus?			
		Response Percent	Response Count
Yes		45.1%	41
No		54.9%	50
		Explain	10
		<i>answered question</i>	91
		<i>skipped question</i>	4




5. How many people are on your special events team?			
		Response Percent	Response Count
1		25.6%	23
2-4		53.3%	48
5-8		12.2%	11
10+		8.9%	8
		Other	6
		<i>answered question</i>	90
		<i>skipped question</i>	5

6. What best describes your annual salary?			
		Response Percent	Response Count
\$30,000 or less		1.1%	1
\$30,001-\$45,000		23.7%	22
<b>\$45,001-\$60,000</b>		<b>44.1%</b>	<b>41</b>
\$60,001-\$85,000		21.5%	20
\$85,001-\$100,000		6.5%	6
\$100,001+		3.2%	3
		Exact Amount (optional)	9
		<b>answered question</b>	<b>93</b>
		<b>skipped question</b>	<b>2</b>

7. Do you think that salaries of event planners are comparable with similar professionals on your campus?			
		Response Percent	Response Count
Yes		35.9%	33
<b>No</b>		<b>64.1%</b>	<b>59</b>
		Explain	22
		<b>answered question</b>	<b>92</b>
		<b>skipped question</b>	<b>3</b>

8. How many years of experience do you have in your field?			
		Response Percent	Response Count
Less than 1 year		0.0%	0
1-5 Years		17.0%	16
5-10 Years		26.6%	25
<b>10-20 Years</b>		<b>37.2%</b>	<b>35</b>
20+ Years		19.1%	18
		<i>answered question</i>	<b>94</b>
		<i>skipped question</i>	<b>1</b>

9. List the types of events you organize:			
		Response Percent	Response Count
Student Activities		52.2%	47
Press Conferences		40.0%	36
Athletic Events		25.6%	23
<b>Cocktail Receptions</b>		<b>96.7%</b>	<b>87</b>
Galas		77.8%	70
		Other (please specify)	49
		<i>answered question</i>	<b>90</b>
		<i>skipped question</i>	<b>5</b>

10. What is your title, department and university or college name? (OPTIONAL)			
		Response Percent	Response Count
Title:		98.4%	61
Department:		82.3%	51
University/College:		72.6%	45
		<i>answered question</i>	<b>62</b>
		<i>skipped question</i>	<b>33</b>